

#### FEATURES

- High LED efficacy of 118lm/W
- ENEC approved 2 channel Dali DT8 driver
- LED module can be programmed in other CCT (2700-6500K)
- Dimmable to 0,1%



Reflector  
LV-TW 60°

Diffuser  
LV-TW 80°

#### COLOURS

Available colours:



Matt white RAL 9016 (XX=MW)  
Matt black RAL 9005 (XX=BL)

#### SPRINGS

Standard with CS spring (concrete/gyproc). Also available as above with WS spring (gyproc/metal).

## Linea 75 LV-TW

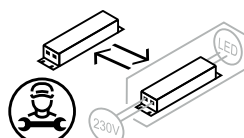
Fixed

### SPECIFICATIONS

Beam angle (FWHM)	60° / 80°
Fixture material	Housing: Die cast aluminium / Reflector glass: Polycarbonate
Environment	Indoor
IK rate	IK03
Operating temperature (Ta)	-20°C / +45°C <sup>1</sup>
Safety marks	EN60598 / EN62031 / EN62471
EMC compliance	EN55015
Colour consistency (SDCM)	MacAdam step 3
Warranty	7 years * (within the European Union and the countries of the Free Trade Association for products delivered after 1 May 2015)
Safety class	II
Energy class	These products contain a light source of energy efficiency class F (2700-6500K)

This luminaire contains built-in LED lamps. There are no exchangeable parts inside the luminaire. EU 874/2012

<sup>1</sup> In applications with a flat roof (f.i. car showrooms) the temperatures may exceed 45°C. Please ask our sales office for a special driver.



Only when the product is installed in a closed ceiling it may be exposed to water splashes, and only on its front side.

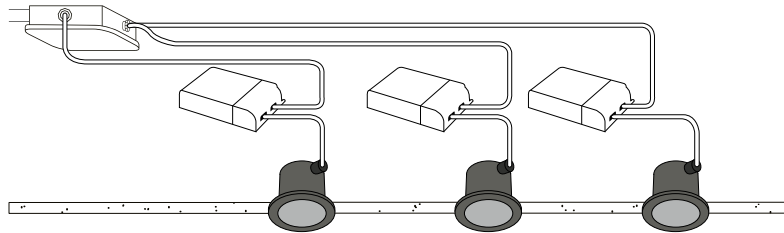
IP20

IP65

## LINEA 75

## LV-TW 2700-6500K

Downlight incl. PSU



### ITEM SPECIFICATIONS (PART A)

Description	Item code CS	Item code WS	Extra	Input	W	Lm	Lm/W	CRI (typ.)
Linea 75 LV-TW 2700-6500K 1250Lm 60° Dali	916A03XX4W02	916A03XX9W02	incl. PSU	220-240V	10,6	1250	118	93
Linea 75 LV-TW 2700-6500K 1250Lm 60° Casambi	916A03XX4X02	916A03XX9X02	incl. PSU	220-240V	10,6	1250	118	93
Linea 75 LV-TW 2700-6500K 1250Lm 80° Dali	916A03XX4Y02	916A03XX9Y02	incl. PSU	220-240V	10,6	1250	118	93
Linea 75 LV-TW 2700-6500K 1250Lm 80° Casambi	916A03XX4Z02	916A03XX9Z02	incl. PSU	220-240V	10,6	1250	118	93

### ITEM SPECIFICATIONS (PART B)

Description	2700K				6500K				UGR	Pf	Ripple	Inrush	B16A
	R9	Rf	Rg	R15	R9	Rf	Rg	R15					
Linea 75 LV-TW 2700-6500K 1250Lm 60° Dali	54	92	100	87	64	91	98	90	24.0	0.90	<5%	200mA²s	106 pcs
Linea 75 LV-TW 2700-6500K 1250Lm 60° Casambi	54	92	100	87	64	91	98	90	24.0	0.90	<5%	200mA²s	106 pcs
Linea 75 LV-TW 2700-6500K 1250Lm 80° Dali	54	92	100	87	64	91	98	90	28.4	0.90	<5%	200mA²s	106 pcs
Linea 75 LV-TW 2700-6500K 1250Lm 80° Casambi	54	92	100	87	64	91	98	90	28.4	0.90	<5%	200mA²s	106 pcs

### ITEM SPECIFICATIONS (PART C)

Description	Safety class	Energy class	Weight	Dimensions single carton	Quantity per carton	Expected Lifetime			Reported Lifetime*		
						L70B10	L80B10	L90B10	L70B10	L80B10	L90B10
Linea 75 LV-TW 2700-6500K 1250Lm II	F	F	440 gr	160x107x100 mm	18 pcs	177.000 hrs	113.000 hrs	51.000 hrs	>102.000 hrs	>102.000 hrs	51.000 hrs

All values are measured at 230V (+/- 7%). \*Based on 17.000hrs of LM80 testing at 700mA and a Tc85 °C.

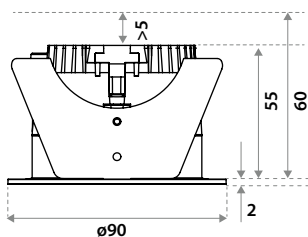
### FIRE RATING TUBE

Description	Item code	Cut-out	time
Fire rating tube 75	009G03MW0000	ø76x86mm	90 min.



**⚠** Only in combination with WS (wire) springs versions.

### DIMENSIONS



### CUT-OUT



**Using CS springs:** Ø 75 mm.  
Thickness ceiling 5-60 mm  
& recess depth 60 mm.



**Using WS springs.** Ø 77 mm.  
Thickness ceiling 1-55 mm  
& recess depth 60 mm.